



Gunnedah South Public School



Home Learning Booklet

Week 1



Kindergarten





Monday

Week 1

Time	Subject	Lesson Focus	Worksheet
9 to 9.30	Reading	New book: ANZAC Ted	
9.30 to 10	Writing	Holiday recount	Recount
10 to 10.30	Spelling	Decodable CVC words	(Write words in workbook)
10.30 to 11	Handwriting	L I	L I worksheet
11 to 11.30	Recess Break		
11.30 to 12	Mathematics	Ordinal Numbers 1 st – 3 rd	Ordinal numbers 1 st – 3 rd
12 to 12.30	Mathletics		
12.30 to 1	Daily PE	Obstacle course	
1 to 2	Lunch Break		
2 to 2.30	PBL	Wellbeing	PBL - Playground
2.30 to 3	PDHPE	All about me	All about Me activity

Recount


In the holidays I _____

Word bank


<i>stayed</i>	<i>home</i>	<i>played</i>
<i>watched</i>	<i>made</i>	<i>helped</i>
<i>baked</i>	<i>games</i>	<i>toys</i>

Draw

Name: _____ Date: _____




Tracing practice for uppercase letter L on lined paper. The first row shows a dashed 'L' for tracing, followed by four rows with a starting dot for independent writing.



Tracing practice for uppercase letter L on lined paper. The first row shows a dashed 'L' for tracing, followed by four rows with a starting dot for independent writing.



Tracing practice for uppercase letter L on lined paper. The first row shows a dashed 'L' for tracing, followed by four rows with a starting dot for independent writing.



Tracing practice for uppercase letter L on lined paper. The first row shows a dashed 'L' for tracing, followed by four rows with a starting dot for independent writing.



Tracing practice for uppercase letter L on lined paper. The first row shows a dashed 'L' for tracing, followed by four rows with a starting dot for independent writing.



Tracing practice for uppercase letter L on lined paper. The first row shows a dashed 'L' for tracing, followed by four rows with a starting dot for independent writing.


Ordinal numbers – 1st to 3rd


We use ordinal numbers to talk about **order**. Look at this line.


Who is **1st**? Aman is 1st.


Who is **2nd**? Mackenna is 2nd.

Who is **3rd**? Callum is 3rd.



- 1  What are some times we say or use the words 1st, 2nd or 3rd? Draw or write them.

- 2  Look at this race. Write the ordinal numbers to show the order.



1st

2nd




3rd



We are learning how to be safe, respectful, learners in our new playground.


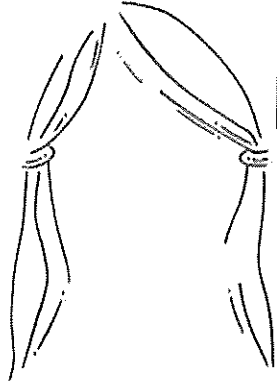
Sadly we can't be at school playing with our friends at the moment but so you can still all 'talk' to each other Southey has created an online playground!!! Remember Southey says to be kind, respectful and supportive of one another.

Draw you and Southey 'talking' in your new playground

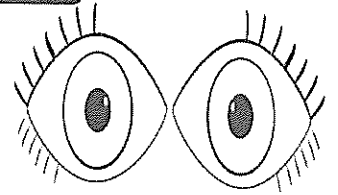
GUNNEDAH SOUTH ONLINE MATRIX			
VALUES	 SAFE Walk, Walk, Walk Safe Hands and Feet Right place, Right time Follow Instructions	RESPECTFUL Care, Care, Care Use Manners Actively Listen Be Cooperative Be Proud 	LEARNER Try, Try, Try Stay Motivated Show Confidence Be Reflective 
ALL AREAS			
TEAMS PLAYGROUND	<ul style="list-style-type: none"> Keep my logon and password protected Report any problems to an adult 	<ul style="list-style-type: none"> T.H.I.N.K before posting Value equipment Respect the views and opinions of others Only post during TEAMS hours Content on TEAMS is to remain there. 	<ul style="list-style-type: none"> Use TEAMS as a learning resource Make positive contributions Have my laptop charged Be ready to learn

All About

My hair is

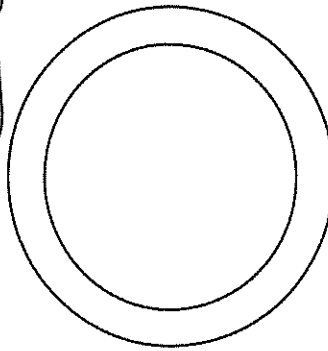



My eyes
are

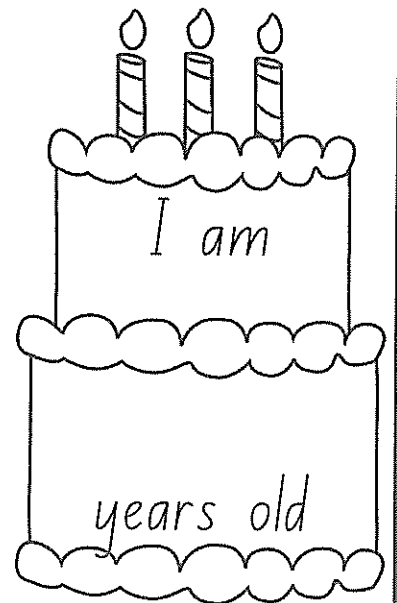



My favourite food is

My favourite colour is



My favourite sport is




My favourite animal

My family

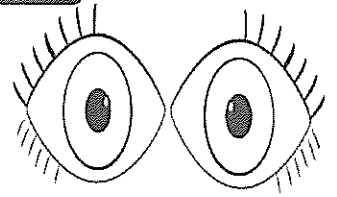


All About

My hair is

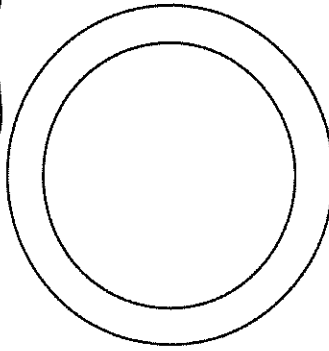



My eyes
are

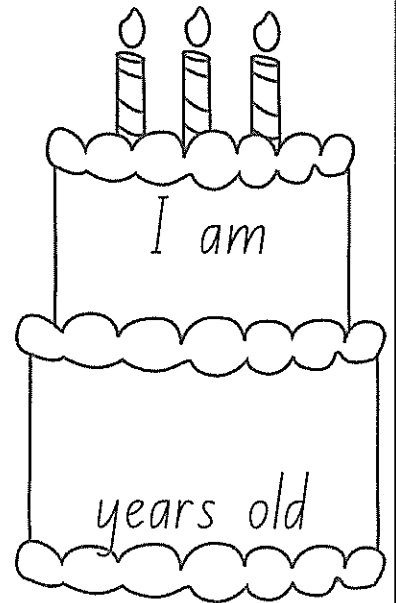



My favourite food is

My favourite colour is



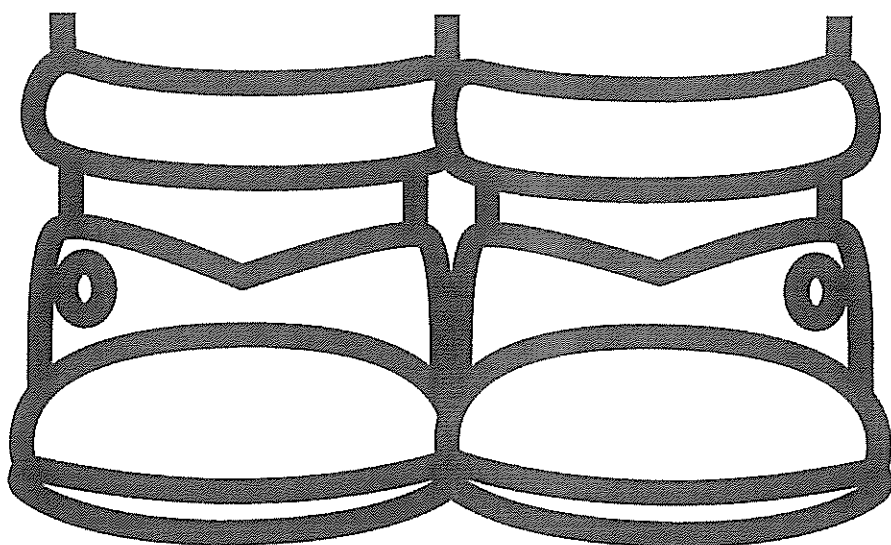

My favourite sport is





My favourite animal

My family










Tuesday

Week 1

Time	Subject	Lesson Focus	Worksheet
9 to 9.30	Reading	Familiar Read: ANZAC Ted	
9.30 to 10	Writing	Response to text	Special toy
10 to 10.30	Spelling	Decodable CVC words	(Write words in workbook)
10.30 to 11	Handwriting	T t	T t worksheet
11 to 11.30	Recess Break		
11.30 to 12	Mathematics	Ordinal Numbers 1 st – 3 rd	Ordinal numbers 1 st – 3 rd rhyming.
12 to 12.30	Mathletics		
12.30 to 1	Daily PE	Throwing	
1 to 2	Lunch Break		
2 to 2.30	Geography		My House
2.30 to 3		Features of my Place	



Anzac Ted

by Belinda Landsberry

Anzac Ted is a special toy. What is your special toy? Complete the sentence.

This is my _____.


Your turn. Write your complete sentence.

Draw a picture of your special toy.

Share with your family why this toy is special.


Name: _____ Date: _____














Ordinal numbers – 1st to 3rd

You will need:



scissors



pencils or markers



copy

What to do:

Close your eyes and listen to your teacher read the rhyme. Imagine what the people might look like. Now draw each person in their box.

Cut out the boxes and staple them in order to make a book.

Read your book to someone.

In order, please!	1st is the worst.
by _____	
2nd is the best.	3rd is the person with the treasure chest!

My House


Draw a picture of your house. Draw or write what you like to do at your home.



Wednesday

Week 1

Time	Subject	Lesson Focus	Worksheet
9 to 9.30	Reading	New book: The Gruffalo	
9.30 to 10	Writing	Sequencing and retelling	Story sequence, Make a sentence
10 to 10.30	Spelling	Decodable CVC words	(Write words in workbook)
10.30 to 11	Handwriting	I i	I i worksheet
11 to 11.30	Recess Break		
11.30 to 12	Mathematics	Ordinal Numbers 1 st – 10 th	Say and trace 1 st – 10 th
12 to 12.30	Mathletics		
12.30 to 1	Daily PE	Striking	
1 to 2	Lunch Break		
2 to 2.30	CAPA	Visual Arts –	Art Supplies included in pack
2.30 to 3		Anzac Ted drawing	



The Gruffalo - Story Sequencing

Cut and paste the pictures below to show the order they appear in the Gruffalo.




1

2

3

4

Retell The Gruffalo to your family. Use the pictures to help you.



The little mouse tricked the Gruffalo.



Make the sentence below.

--	--	--	--	--	--

Write the sentence.


Draw

--



<i>The</i>	<i>little</i>	<i>mouse</i>	<i>tricked</i>	<i>the</i>	<i>Gruffalo.</i>
------------	---------------	--------------	----------------	------------	------------------

The little mouse tricked the gruffalo.

 Make the sentence below.

--	--	--	--	--	--

Write the sentence.


The little mouse tricked the gruffalo.

Draw


--




The	little	mouse	tricked	the	Gruffalo.
-----	--------	-------	---------	-----	-----------




Name: _____ Date: _____











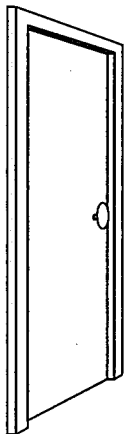





Ordinal numbers – 1st to 10th

1   Say and trace the ordinal numbers.

start						
1st	2nd	3rd	4th	5th		
				6th		
				7th		
				8th	9th	10th
finish						



These children are lining up outside their classroom.



2  Who is:

1st? _____

4th? _____

8th? _____

10th? _____




Thursday

Week 1

Time	Subject	Lesson Focus	Worksheet
9 to 9.30	Reading	Familiar Read: The Gruffalo	
9.30 to 10	Writing	Match Rhyming Words	Memory game cards, Rhyming
10 to 10.30	Spelling	Decodable CVC words	(Write words in workbook)
10.30 to 11	Handwriting	X x	X x worksheet
11 to 11.30	Recess Break		
11.30 to 12	Mathematics	Ordinal Numbers 1 st – 10 th	1st – 10 th game
12 to 12.30	Mathletics		
12.30 to 1	Daily PE	Catching	
1 to 2	Lunch Break		
2 to 2.30	Science	Mrs Pepper's Science Lesson	Sorting Living Things
2.30 to 3			

The Gruffalo rhyming words



Rhymes with



mouse



Rhymes with



claws



Rhymes with



good



Rhymes with




grumble



What does Gruffalo rhyme with?



house



mouse



good



wood



nose



toes



claws



jaws



rocks



fox



said



sped



Image from the original Gruffalo book and book by Julia Donaldson and David Roberts (1999) by permission of the author's children's book.

Gruffalo



hello




rumble




crumble


Name: _____ Date: _____




x x x x x x




X X X X X X




x x x x x x



X X X X X X



x x x x x x



X X X X X X

Ordinal numbers – 1st to 10th

You will need:



a partner



a counter



10 plastic cups



a permanent marker

What to do:

Put the 10 cups in a line upside down. Decide which end is the start of your line and put a dot on the 1st cup.

Player 1, cover your eyes. Player 2, hide the counter under one of the cups.

Player 1, you have to guess which cup the counter is under by asking a question like, 'Is it under the 3rd cup?' Player 2, you lift up that cup to show. You can also give clues such as, 'It is near the middle of the line'.

When the counter is found, swap jobs. Play 3 times each.




What to do next:

Label the cups 1st to 10th. Mix them up. Race against another pair to put them back into the right order. The first correct team sitting down with their hands on their heads is the winner!

Now, secretly take out a cup from the line. Let your partners guess which cup is missing.


Sorting Living Things

Cut, sort and paste the things onto the table.



Did you know?

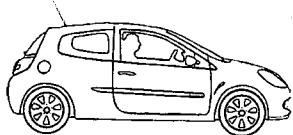
Plants breathe, eat, drink and grow but they cannot move like animals and people.




Think!

Can you think of some more living things that breathe? Add them to the table.

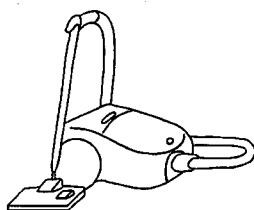
Living things that can eat and drink	Things that cannot eat and drink




car



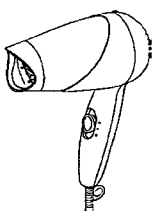
fish



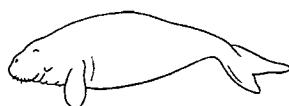
vacuum cleaner




emu



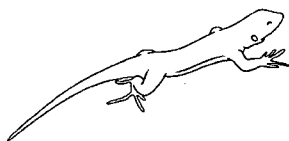
hair dryer




dugong



rock



lizard



fan



Friday

Week 1

Time	Subject	Lesson Focus	Worksheet
9 to 9.30	Reading	New book: My Dog Bigsy	
9.30 to 10	Writing	Copy a sentence	Make/write/draw a sentence
10 to 10.30	Spelling	Decodable CVC words	(Write words in workbook)
10.30 to 11	Handwriting	Z z	Z z worksheet
11 to 11.30	Recess Break		
11.30 to 12	Mathematics	Ordinal Numbers 1 st – 10 th	Cut and sort ordinal numbers and words
12 to 12.30	Mathletics		
12.30 to 1	Daily PE	Exercise Routine	
1 to 2	Lunch Break		
2 to 2.30	Aboriginal Language and Culture	Mrs Walters' Lesson	Gamilaraay worksheet
2.30 to 3	Virtual Assembly		



This is my dog Bigsy.

Make the sentence below

--	--	--	--	--


Write the sentence _____

Draw

--

✂ _____

<i>This</i>	<i>is</i>	<i>my</i>	<i>dog</i>	<i>Bigsy.</i>
-------------	-----------	-----------	------------	---------------



This is my dog Bigsy.

Make the sentence below

--	--	--	--	--


Write the sentence *This is my dog Bigsy.*

Draw


--



<i>This</i>	<i>is</i>	<i>my</i>	<i>dog</i>	<i>Bigsy.</i>
-------------	-----------	-----------	------------	---------------




Name: _____ Date: _____



z z z z z z




Z Z Z Z Z Z




z z z z z z



Z Z Z Z Z Z



z z z z z z



Z Z Z Z Z Z

Ordinal Numbers



5 th	7 th	1 st	4 th	10 th
-----------------	-----------------	-----------------	-----------------	------------------

2 nd	8 th	6 th	3 rd	9 th
-----------------	-----------------	-----------------	-----------------	-----------------



first	third	fifth	seventh	ninth
-------	-------	-------	---------	-------

second	fourth	sixth	eighth	tenth
--------	--------	-------	--------	-------



We are learning an Acknowledgement of Country in Gamilaraay language.

Yaama ngindaay
hello everyone

Gamilaraay ngiyani winangaylanha
we acknowledge Gamilaraay country

Girr ngiyani guuguu winangaylanha
we acknowledge the ancestors

Girr ngiyani wayamaa winangaylanha
and pay respect to our elders

Nganaay-nya-luubula ngiyani winangaylanha
and further extend that respect to all others here today

By Kelsey Strasek-Barker

Yuwaalaraay, Gamilaroi and Murrawarri

Tasks

- *Learn the Acknowledgement of Country in Gamilaraay language watching the video online or listen to the mp3*
- *Research what is an Acknowledgement of Country*
- *Write your own Acknowledgement of Country and email a video of you presenting it*